


ESSENTIAL

Essential Pro, Basic, Auto and Z-100

SPARE PARTS CATALOGUE



10/05/2017

zumex[®]
LIFE ESSENCE

www.zumex.com

SPARE PARTS CATALOGUE 2017

ESSENTIAL

REF.	DESCRIPTION - COLOR	COMPOSITION	FOTO
S3300000:00	FASTENER SUPPORT CAPS	Fastener support cap (16units) For Essential machines with serial number subsequent to 218197 **Caps used aswel in reference S3300100:00	
S3300001:00	REAR COVER HEYCO SCREWS	Esp. HEYCO Screw (6units) Valid for all the serial numbers of Essential **Screws used in rear covers of machine	
S3300002:00	CLEANING BRUSH	Cleaning brush Valid for all Essential serial numbers	
S3300010:03	RIGHT PEEL EJECTOR	Asp right peel ejector For Essential machines from serial number 207530	
S3300020:03	LEFT PEEL EJECTOR	Asp left peel ejector For Essential machines from serial number 207530	
S3300035:01	ASP PEEL EJECTORS KIT	Asp left peel ejector + ASP right peel ejector For Essential machines from serial number 207530	
S3300050:00	PEEL EJECTOR SHOVEL	Peel ejector shovel: For Essential machines until serial number 207530	
S3300060:00	PEEL EJECTORS PIVOT HOLDERS (2uts)	Peel ejector pivot holder (2units) For Essential machines from serial number 207530	



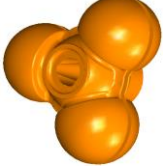


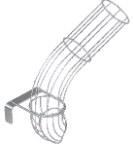


SPARE PARTS CATALOGUE 2017

ESSENTIAL

REF.	DESCRIPTION - COLOR	COMPOSITION	FOTO
S3300090:00	FASTENER-HOLDER-SEAT RING v1.1	Fastener holder + Fastener with stainless steel spring + Silicone joint <i>For Essential machines with serial number between 163000 and 218196</i>	
S3300100:01	FASTENER W/SCREWS v2.0	Fastener holder + Fastener with stainless steel spring + Silicone joint + Cap (4units) + DIN 912 screw (4units) <i>For Essential machines from serial number 218197</i>	
S3300110:00	6007 2RS BEARINGS (2uts)	Bearing 6007 2RS (2units) <i>Valid for all Essential serial numbers</i>	
S3300120:00	BLADE HOLDER v1.0	Blade holder V 1.0 <i>For Essential machines until serial number 207530</i>	
S3300130:01	ASP BLADE HOLDER V2.2	Asp blade holder V 2.1 <i>For Essential machines from serial number 207530</i>	
S3300140:00	VER/ESS JUICE CONTAINER FILTER	Juice container filter VER / ESS <i>For all Essential Basic machines and the Essential Auto until serial number 392308</i>	
S3300150:00	JUICERS SEEGER RING KIT	Seeger ring (4units) <i>Valid for all Essential serial numbers</i>	
S3300240:01	ASP UPPER PRESSING UNIT (2uts)	Asp upper plastic pressing (2units) <i>Valid for all Essential serial numbers</i>	




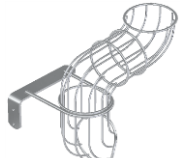
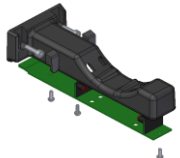



SPARE PARTS CATALOGUE 2017

ESSENTIAL

REF.	DESCRIPTION - COLOR	COMPOSITION	FOTO
S3300242:00	ASP KIT S UPPER PLASTIC PRESSING UNIT (2uts)	Asp Kit 65 upper plastic pressing (2units) <i>Valid for all the serial numbers of Essential, with the 65 kit installed</i>	
S3300250:00	BEARINGS SEPARATOR KIT	Internal separator (4units) <i>Valid for all Essential serial numbers</i>	
S3300310:02	ASP LOWER PRESSING UNIT (2uts)	Asp lower plastic pressing unit (2units) <i>Valid for all Essential serial numbers</i>	
S3300312:00	ASP KIT 65 LOWER PLASTIC PRESSING UNIT (2uts)	Asp Kit 65 lower plastic pressing unit (2units) <i>Valid for all the serial numbers of Essential, with the 65 kit installed</i>	
S3300370:00	ESSENTIAL FEEDER TUBE	Feeder tube + DIN 912 Screw (2units) + Black allen cap (2units) + 4mm Allen key <i>For all Essential Basic machines from serial number 207530</i>	
S3300372:00	ESSENTIAL KIT 65 FEEDER TUBE	Ess Kit 65 Feeder tube + DIN 912 Screw (2units) + Black allen cap (2units) + 4mm Allen key <i>For all Essential Basic machines from serial number 207530, with the 65 kit installed</i>	
S3300380:00	INCLINED LEFT P. EJECTOR KIT	Left support + Peel ejector shovel + DIN 933 (2units) + DIN 9021 Washer (2units) + DIN 1587 Nut (2units) <i>For all Essential machines with serial number between 163000 and 207530</i>	
S3300390:00	INCLINED RIGHT P. EJECTOR KIT	Right support + Peel ejector shovel + DIN 933 (2units) + DIN 9021 Washer (2units) + DIN 1587 Nut (2units) <i>For all Essential machines with serial number between 163000 and 207530</i>	

SPARE PARTS CATALOGUE 2017

ESSENTIAL

REF.	DESCRIPTION - COLOR	COMPOSITION	FOTO
S3300431:00	ELECTRONIC MODULE ON/OFF 230V (24V)	220/240V Electronic module (24V) <i>Valid for all the serial numbers of 230V Essential Basic</i>	
S3300440:00	115V ON/OFF ELECTR. MODULE	115V Electronic module <i>Valid for all the serial numbers of 115V Essential Basic</i>	
S3300500:00	ESS AUTO AND PRO FEEDER TUBE	Z100 Auto feeder tube + DIN 912 Screw (2units) + Black allen cap (2units) <i>For all Essential Pro machines from serial number 390075 and Essential Auto with serial number between 207530 and 392308</i>	
S3300502:00	ESS PRO KIT 65 FEEDER TUBE	Ess AUTO and PRO feeder tube + DIN 912 Screw (2units) + Black allen cap (2units) <i>For all Essential Pro machines from serial number 390075 and Essential Auto with serial number between 207530 and 392308, with the 65 kit installed</i>	
S3300510:00	ESSENTIAL AUTO SENSOR MODULE KIT	Barrier module + Module support + Support cap (2units) + DIN 912 Screw (2units) + RFX 81T Screw (4units) + DIN 7991 Screw + Separator + DIN 934 Nut <i>For all Essential Auto machines until serial number 392308</i>	
S3300512:00	ESSENTIAL AUTO MODULE 230V	Autostart module 230V <i>For all 230V Essential Auto machines until serial number 392308</i>	
S3300513:00	ESSENTIAL AUTO MODULE 115V	Autostart module 115V <i>For all 115V Essential Auto machines until serial number 392308</i>	
S3300580:00	STAINLESS STEEL BLADE YOKE KIT	Stainless steel blade yoke kit base + Blade rear side + Blade hinge + Blade holder V 2.1 + DIN 7991 Screw (2units) <i>To update all Essential machines with serial number previous to 207530</i>	









SPARE PARTS CATALOGUE 2017

ESSENTIAL

REF.	DESCRIPTION - COLOR	COMPOSITION	FOTO
S3300591:00	BUTTON RUBBER PROTECTION ROUNDED	<p>Button rubber protection</p> <p><i>Only for Essential Basic machines from serial number 382494 **For machines previous to this serial number must be used the kit S3300850:00</i></p>	
S3300670:01	SECURING KNOBS + RUBBER JOINT (2uts)	<p>Securing knob (2units) + Silicone joint (2units)</p> <p><i>Valid for all Essential serial numbers</i></p>	
S3300800:00	VER/ESS GLASS HOLDER FILTER	<p>Glass holder filter</p> <p><i>Valid for all Essential serial numbers</i></p>	
S3300810:00	ESS/VER GLASS HOLDER TRAY	<p>Colour Graphite Glass holder tray</p> <p><i>For all Essential machines until serial number 390074</i></p>	
S3300820:00	VER/ESS PEEL COVER	<p>Colour Graphite Pell cover + Silicone profile + Esp. Heyco Screw (2units)</p> <p><i>Valid for all Essential serial numbers</i></p>	
S3300850:00	ON/OFF SWITCH KIT	<p>ON/OFF Switch + Silicone protector + NC/NO Switch body</p> <p><i>Used in Essential Basic machines from serial number 382494 and compatible with machines previous</i></p>	
S3300930:02	ZUMEX VER/ESS PRO FRONT COVER	<p>ESS/VER Colour Graphite front cover + Silicone profile</p> <p><i>For all Essential machines, in machines until serial number 390074 recommended use with the reference S3300940:00</i></p>	
S3300940:01	VER / ESS JUICE CONTAINER	<p>VER/ESS Colour Graphite juice container</p> <p><i>For Essential machines without tap until serial number 390074 using the front cover reference S3300930:00</i></p>	

SPARE PARTS CATALOGUE 2017

ESSENTIAL

REF.	DESCRIPTION - COLOR	COMPOSITION	FOTO
S3301000:00	VERS/ESS LOCK KIT GRAPHITE	Plastic cover lock + Lock base + RFX 81T Screw (2units) <i>For Essential machines from serial number 345758 **Possibility to update machines of serial number previous</i>	
S3301010:00	ESSENTIAL REAR COVER GRAPHITE	ESS colour Graphite rear cover + Esp. Heyco Screw (6units) <i>Valid for all Essential serial numbers</i>	
S3301090:00	DOBLE MAG. DETECTOR SET L600mm	Double L=600mm Magnetic detector + MFS Silicone joint + Flat joint + Nylon nut + Female connection box + Shell + Holder sheet + DIN 912 4x12 Screw + 127 Whaser <i>For all 115V Essential machines until serial number 392308</i>	
S3301100:00	230V JUICERS MOTOR	220/230V 0.4CV 50/60Hz Motor + Triple wall bypass + Female connection box + DIN 933 Screws (4units) + Triple cable gland <i>Valid for all the serial numbers of 230V Essential</i>	
S3301110:00	115V JUICERS MOTOR	120V 0.5CV 60Hz Motor + Triple wall bypass + Female connection box + DIN 933 Screws (4units) + Triple cable gland <i>Valid for all the serial numbers of 115V Essential</i>	
S3301120:01	MAGNET DETECTOR (24V)	L=600mm Magnetic detector + MFS Silicone joint + Flat joint + Nylon nut + Female connection box + Shell + Holder sheet + DIN 912 4x12 Screw + 127 Whaser <i>For all 230V Essential machines until serial number 392308</i>	
S3301140:00	MECHANICAL SWITCH BUS	Mechanical switch bus <i>Valid for all Essential Basic serial numbers</i>	
S3301190:00	SPAGGIARI REDUCER BRIDLE	Spaggiari reducer bridle <i>Valid for all Essential serial numbers</i>	

SPARE PARTS CATALOGUE 2017

ESSENTIAL

REF.	DESCRIPTION - COLOR	COMPOSITION	FOTO
S3301200:00	ESS/VER REDUCER 1:60	Reducer MVF 49F Rel.1:60 + DIN 933 Screw (4units) + DIN 7991 Screw (4units) + DIN 9021 Washer (4units) + DIN 127 Washer (4units) + DIN 934 Nut (4units) <i>Valid for all Essential serial numbers</i>	
S3301260:00 ORANGE	VER/ESS PRO PEEL BUCKET	Peel bucket PRO colour Orange <i>Valid for all the serial numbers of Essential Orange</i>	
S3301260:00 SILVER	VER/ESS PRO PEEL BUCKET	Peel bucket PRO colour Silver <i>Valid for all the serial numbers of Essential Silver</i>	
S3301260:00 GRAPHITE	VER/ESS PRO PEEL BUCKET	Peel bucket PRO colour Graphite <i>Valid for all the serial numbers of Essential Pro Graphite</i>	
S3301300:00	ESS-VER PRO MAIN BOARD 230V	Ess-Vers PRO Main board 230V <i>For all 230V Essential Pro machines from serial number 390075</i>	
S3301310:00	ESS-VER PRO KEYBOARD	Ess-Vers Keyboard module PRO + Connection bus wire + Keyboard cover + Ferrite (2units) <i>For all Essential Pro machines from serial number 390075</i>	
S3301320:01	VER-ESS PRO JUICE CONTAINER	PRO Juice container <i>For all Essential Pro machines from serial number 390075</i>	
S3301330:01	VER-ESS PRO FAUCET	PRO Faucet set <i>For all Essential Pro machines from serial number 390075</i>	

SPARE PARTS CATALOGUE 2017

ESSENTIAL

REF.	DESCRIPTION - COLOR	COMPOSITION	FOTO
S3301340:00	VER-ESS PRO CONTAINER FILTER	Juice container filter PRO For all Essential Pro machines from serial number 390075	
S3301350:00	ESS/VER PRO BASE	Ess-Vers PRO Base + Flat cover PRO + Ess-Vers PRO Glass holder tray + RFX 81T Screw (2units) + DIN 9021 Washer (2units) + Glass holder filter Valid for all Essential serial numbers	
S3301360:00	ESS-VER PRO GLASS HOLDER TRAY	Ess-Vers PRO Glass holder tray For all Essential Pro machines from serial number 390075 and for machines previous to this number with the kit S3301350:00 installed	
S3301370:00	PRO MAGNET DETECTOR 230V	Magnet detector PRO 230V For all 230V Essential Pro machines from serial number 390075	
S3301380:00	ESS-VER PRO MAIN BOARD 115V	Ess-Vers PRO Main board 115V + Fuse 10 A For all 115V Essential Pro machines from serial number 390075	
S3301390:00	PRO MAGNET DETECTOR UL 115V SET	Magnet detector PRO 115V UL For all 115V Essential Pro machines from serial number 390075	
S3301400:00	ESS PRO BARRIER MODULE SET	Essential PRO barrier module + Barrier holder cover + Module holder cap Graphite (2units) + Barrier module holder Graphite + RFX 81T Screw (3units) + DIN 912 Screw M4 (2units) For all Essential Pro machines from serial number 390075	
S3301450:00	ASP UPDATE KIT	ASP Upper pressing unit (2units) + ASP Lower pressing unit (2units) + ASP Right peel ejector + ASP Left peel ejector + ASP Blade holder V.2.1 ASP + Securing knob (4units) + Silicone joint (4units) + ASP Label For Essential machines from serial number 207530	





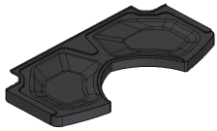



SPARE PARTS CATALOGUE 2017

ESSENTIAL

REF.	DESCRIPTION - COLOR	COMPOSITION	FOTO
S3301580:00	ESS/VER PRO KEYBOARD COVER	Keyboard cover Essential-Versatile PRO For all Essential Pro machines from serial number 390075	
S3301584:00	Z100 AUTO KEYBOARD COVER	Z100 Auto keyboard cover V 2.1 For Essential Auto machines until serial number 392679	
S3301610:00	SHAFT REDUCER BOLT	Bolt 8x7x40 Valid for all Essential serial numbers	
S3301611:00	SHAFT JUICER BOLT	Bolt 10x8x25 (4units) Valid for all Essential serial numbers	
S3301620:00	VER/ESS INTERMEDIATE CLAMP	Ess/Vers Intermediate Bridle + DIN 933 Screw (4units) + DIN 9021 Washer (4units) + DIN 127 Washer (4units) Valid for all Essential serial numbers	
S3301630:00	BLADE HOLDER SUPORT	Blade holder rear + Blade holder rod For Essential machines from serial number 207530	
S3301640:00	PLASTIC INJECTION HINGE	Ess/Vers Injection hinge Valid for all Essential serial numbers	
S3301650:00	PRO S.S FRONT COVER	PRO Stainless Steel front cover + DIN 912 Screw + Black Allen cap M5 For all Essential Pro machines from serial number 390075	




SPARE PARTS CATALOGUE 2017

ESSENTIAL

REF.	DESCRIPTION - COLOR	COMPOSITION	FOTO
S3301651:00	S.S FRONT COVER	Stainless Steel front cover + DIN 912 Screw + Black Allen cap M5 For all Essential Basic machines, the Essential Auto until serial number 392679	
S3301660:00	PRO ESSENTIAL FRAME	Essential PRO Frame + Adhesive wire holder (2units) For all Essential Pro machines from serial number 390075 **Spare part sold with identification label and on request. INDISPENSABLE SEND THE SERIAL NUMBER	
S3301661:00	VERS/ESS FRAME	ESS/VERS Frame + Adhesive wire holder (2units) For all Essential Basic machines **Spare part sold with identification label and on request. INDISPENSABLE SEND THE SERIAL NUMBER	
S3301670:00	LOWER PRESSING SHAFT	Metallic lower pressing shaft + Bolt 10x8x25 + DIN 472 Seeger Ring (2units) + 6007 Bearing 2RS (2units) + Inner separator + Gear Washer + DIN 127 Washer + DIN 912 Screw Valid for all Essential serial numbers	
S3301680:00	FLAT COVER PRO	Flat cover + RFX Screw 81T (2units) + DIN 9021 Washer (2units) For all Essential Pro machines from serial number 390075 and for machines with the kit S3301350:00 installed **Modified the front side, open for compatibilizing with elevation kit.	
S3301690:00	UPPER PRESSING SHAFT	Metallic upper pressing shaft + Bolt 10x8x25 + DIN 472 Seeger Ring (2units) + 6007 Bearing 2RS (2units) + Inner separator + Gear Washer + DIN 127 Washer + DIN 912 Screw Valid for all Essential serial numbers	
S3301700:00	VER/ESS UE CABLE	UE Cable 2'5 Mts PRO + Ground wire + Doble terminal with gap + Triple cable gland + Simple cable gland + Fast-on terminal (3units) + Female connection box + Ferrite For all Essential UE machines **Include the connectors for models previous to PRO	
S3301701:00	VER/ESS GB CABLE	GB Cable 2.5 Mts PRO + Ground wire + Doble terminal with gap + Triple cable gland + Simple cable gland + Fast-on terminal (3units) + Female connection box + Ferrite For all Essential GB machines **Include the connectors for models previous to PRO	





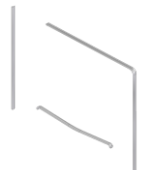
SPARE PARTS CATALOGUE 2017

ESSENTIAL

REF.	DESCRIPTION - COLOR	COMPOSITION	FOTO
S3301702:00	VER/ESS UL CABLE	UL Cable 2.5 Mts PRO + Ground wire + Doble terminal with gap + Triple cable gland + Simple cable gland + Fast-on terminal (3units) + Female connection box + Ferrite <i>For all Essential UL machines **Include the connectors for models previous to PRO</i>	
S3301703:00	VER/ESS AUS CABLE	Australia Cable 2.5 Mts PRO + Ground wire + Doble terminal with gap + Triple cable gland + Simple cable gland + Fast-on terminal (3units) + Female connection box + Ferrite <i>For all Essential AUS machines **Include the connectors for models previous to PRO</i>	
S3301704:00	VER/ESS JAP CABLE	JAP PSE Cable 2.5 Mts PRO + Ground wire + Doble terminal with gap + Triple cable gland + Simple cable gland + Fast-on terminal (3units) + Female connection box + Ferrite <i>For all Essential JAP machines **Include the connectors for models previous to PRO</i>	
S3301710:00	Z10 REDUCER SHAFT	Z10 Reducer shaft + Supplement + Bolt 8x7x40 + DIN 912 Screw + DIN 127 Washer + Gear washer <i>For Essential machines until serial number 417351</i>	
S3301712:00	Z12 REDUCER SHAFT	Z12 Reducer shaft + Supplement + Bolt 8x7x40 + DIN 912 Screw + DIN 127 Washer + Gear washer <i>For Essential machines from serial number 417352</i>	
S3301720:00	BOARD BOX	Board black box + Board box cover + Grey shock absorber (2units) + DIN 7981B Screw (2units) + Perfil semicircular <i>Valid for all Essential serial numbers</i>	
S3301730:00	BIG PLASTIC GEAR	Big plastic gear <i>Valid for all Essential serial numbers</i>	
S3301740:00	SMALL PLASTIC GEAR	Small plastic gear <i>Valid for all Essential serial numbers</i>	

SPARE PARTS CATALOGUE 2017

ESSENTIAL

REF.	DESCRIPTION - COLOR	COMPOSITION	FOTO
S3301750:00	SMALL METALLIC GEAR	Small metallic gear <i>Valid for all Essential serial numbers</i>	
S3301790:00	CAPACITOR 16uF MOTOR	Capacitor 16 uF 400V M8 <i>For all 230V Essential machines</i>	
S3301791:00	CAPACITOR 65uF MOTOR	Capacitor 65 uF 400V M8 <i>For all 115V Essential machines</i>	
S3301800:00	ASP D65 PEEL EJECTORS SET	ASP Right peel ejector + ASP Left peel ejector + Peel ejector Kit 65 supplement (2units) <i>For all Essential machines from serial number 207530, with the 65 kit installed</i>	
S3301990:00	VER / ESS FRONT COVER PROFILE	Essential and Versatile front cover silicone profile <i>For all front Essential covers</i>	

Thank you for purchasing an original ZUMEX spare part. We hope that our spare part will adapt perfectly to your needs and that it will work properly and for a long time.

The ZUMEX original spare parts are the same as those used in our equipment. They are submitted to the same quality controls as the original components installed in your equipment, satisfying the strictest regulatory requirements to guarantee the quality and safety of the spares.



* See the range of certified products.

The warranty terms and conditions corresponding to your purchase of an original ZUMEX spare part are described in this document.

Basic Warranty Conditions

ZUMEX guarantees the excellent quality of the original ZUMEX spare part you have purchased new and that it will be in good working order for 6 months as from the purchase date. This warranty exclusively covers ZUMEX original spare parts.

Please read this document carefully and if you have any doubts, please contact us at www.zumex.com.

What does the warranty cover?

This warranty comprises the right to replace the ZUMEX original spare part purchased new by you from ZUMEX GROUP S.A. free of charge, if such spare should have a manufacturing or assembly defect or operating fault, so long as this is due to a manufacturing fault that represents a deficiency in its normal operation. It shall not cover a refund of the purchase price under any circumstances.

ZUMEX may ask you, at any time, to send the faulty part whose replacement you are requesting, in order for ZUMEX to verify the defect. Its shipment will be a compulsory requirement for the validity of this warranty. If it is indeed a manufacturing defect, the part will be replaced and the costs derived from this process will be assumed by ZUMEX.

For this ZUMEX warranty to become effective, you must provide proof of the date of purchase of the ZUMEX original spare part, via the relative purchase invoice.

What does the warranty not cover?

Given that ZUMEX, as manufacturer of the original spare part, cannot assume responsibility for certain aspects not related to our activity, there are certain faults and damage that this warranty cannot cover.

Please inspect the state of the ZUMEX original spare part purchased on delivery, and check that it is the right one before installing it. Remember that a bad diagnosis may cause the spare part purchased not to work correctly or the incorrect operation of the equipment. Any flaw, damage or operating deficiency, caused by mistakes in selecting the spare part, by inadequate installation or improper use of the spare part, will result in the loss of coverage of this warranty and of the warranty of the equipment that this spare part is installed in.

If you do not send the faulty part when requested by ZUMEX to verify the defect, this warranty will lose its validity.

In any case, the following are excluded from the coverage of this warranty:

- The service provision (travel), manpower and transport concepts, which may possibly arise in those cases deemed appropriate by ZUMEX.
- Faults or damages caused to the spare part, not attributable to its design or manufacture, but caused by external conditions, flaws caused by knocks or impacts, damage due to climate conditions or other natural phenomena, as well as external influences such as voltage and/or pressure surges.
- Faults or damage to the spare part caused by improper use or use contrary to the purpose defined by the manufacturer, due improper handling, to the use of inappropriate chemical agents or washing products, to damage caused by chemical or electrochemical effects of the water, as well as due to incorrect installation or assembly, due to general unusual environmental conditions or to improper maintenance of the equipment, due to failure to observe the care and cleaning
- Replacement or repair of parts affected by wear, included in the normal maintenance and cleaning of the equipment; and those that the manufacturer recommends should be replaced within a specific period of time or number of work cycles.
- Replacement or repair of fragile parts (for example wedges, handles, covers, containers, spouts, etc.) when their fault or breakage is not attributable to a manufacturing defect.

Finally, the warranty would be cancelled if the spare part is installed in equipment in which non-original ZUMEX parts are also installed or additional parts or accessories that are not ZUMEX originals are used.

Important

To be entitled to this warranty, it will be essential to provide ZUMEX GROUP S.A. with proof of the date of receipt of the new original ZUMEX spare part by you, by providing the purchase invoice. Please keep the purchase invoice.

Except for the express warranties set forth above, ZUMEX grants no other warranties, express or implied, by statute or otherwise, regarding the product, fitness for any purpose or otherwise. To the extent that permitted by the local laws, ZUMEX shall not be liable for the any defect, inconvenience, loss or any other consequential damage, arising out of the use, or inability to use the product or breach of any express or implied warranty.

Welcome to ZUMEX, we hope you will enjoy your products.

*Warranty terms applicable to products sold after 01/01/2014.